

# WALL NICHE

Color Inspiration

# WALL NICHE SURFACE TREATMENT

Stainless steel is a term of steel in which addition of certain metallic elements inhibits corrosion and enhances strength. Carried out by variety treatment applied to the surface, coloring is a process that changes the surface oxide layer rather than the stainless steel. The surface treatment of wall niche is an additional process applied to the surface of stainless steel for the purpose of adding functions.

## Polished Finished



Polished stainless steel is a type of finished stainless steel that has a shiny appearance. The polished finished has better resistance to corrosion. The process of polishing can improve consistency and appearance, which help practically in fabricating and repairing after welding.

## Satin Finished



Satin stainless steel is a type of finished stainless steel that achieved by sanding the stainless steel with a softening and buffing process which creates a less shiny. It has a higher degree of surface lubricity and reflectivity, aiding cleanability and bacteria-free surfaces.

## Satin Matte Finished



Satin matte stainless steel is a type of finished stainless steel that created a dull and non-reflective surface. It has a low gloss percentage and do not reflect the light. This non-glossy finish helps create the gorgeous matte surface that defends the stainless steel wall niche from dirty smears.

## Brushed Finished

















Brushed stainless steel is a type of finished stainless steel that has a dull polish, and it is made through friction. The stainless steel is polished with a fine bristle brush that moves in the same direction the whole time. The texture of brushed finish can be made with the desired design to achieve natural beauty.

## Brushed Matte Finished













Brushed matte stainless steel is a type of finished stainless steel that has a lower extend of a fine bristle brush. The stainless steel with slight texture gets more luxurious, while its flexibility and scratch and abrasion resistance ensure it maintains its character for longer.

## COLOR CLASSIFICATION

COLOR PALETTE	COLOR	COLOR CODE	COLOR PALETTE	COLOR	COLOR CODE
	Stainless Steel	S		Titanium Gray	TG
	Nickel	N		Black	B
	Black Nickel	BN		White	W
	Gunmetal	G		Biscuits	BI
	Pewter Gray	PG		Champagne Gold	GA
	Antique Pewter	AP		Copper Gold	GB
	Tyrants Gold	GC		Weathered Bronze	WBR

## COLOR CLASSIFICATION

COLOR PALETTE	COLOR	COLOR CODE	COLOR PALETTE	COLOR	COLOR CODE
	Rose Gold	RG		Antique Brass	ABS
	Tuscan Brass	TBS		Antique Copper	AC
	Copper	C		Antique Bronze	ABR
	American Bronze	AMBR		Venetian Bronze	VBR
	Caribbean Bronze	CBR		Oil Rubbed Bronze	ORB

Color Disclaimer: The colors of the products shown in this sheet may vary slightly from actual product color. Kindly to contact us to get the actual product photo or **free sample**\*

**\* Free sample with T&C applied.**